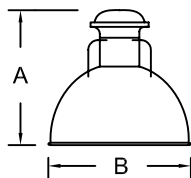


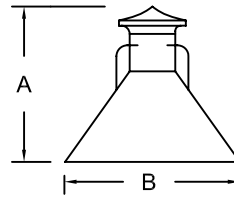


Job Name: _____
 Type: _____
 Quantity: _____

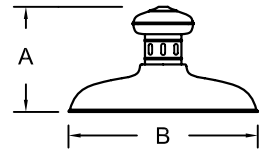
Pendant Collection



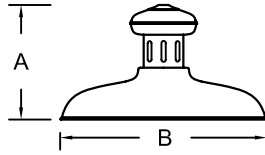
H-2030



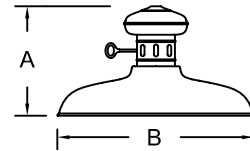
H-2040



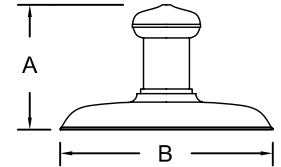
H-7110



H-7116



H-7120



H-17110

Item Number	Height (A)	Width (B)
H-2030	7"	9"
H-2040	7"	9"
H-7110	9"	12"
H-7116	9"	16"
H-7120	11"	17"
H-17110	9"	12"

Fixture No.	Fixture Color	Mounting	Mounting Color	Wattage/Lamp Options	Voltage
H-2030 H-2040 H-7110 H-7116 H-7120 H-17110	Standard 91 (Black) 93 (White) 95 (Dk. Grn) 96 (Galv.) BR47 (Rust) BK01, GN20. Upgraded Finishes 29, 66, 82, 90, 92, 94, 97, 99, 100, 103, 104, 105, 110, 112, 113, 114, 115, 117, 118, 119, 120, 127, 128, 129, 133, 134, 135, 136, 01, 11, 22, 25, 33, 77, 89, 24, 44, 48, 49. For finish specs see pages 344-348.	Cord Options CB7 (7' Blk Cord) CW7 (7' Wht Cord) CG7 (7' Gray Mesh Cord) Custom Cord Options CB ___ (Black) CW ___ (White) CG ___ (Gray Mesh) Specify length. Stem Options ___ ST1/8 (1/8 IPS Stem) Specify length and canopy. STC-1 STC-2 (Canopy) STC-1-SL STC-2-SL (Stem canopy and swivel) Flush Mount Options FTS-1 FTS-1-SL FSTC-2 FSTC-2-SL For specs see pages 321-344.	Standard 91 (Black) 93 (White) 95 (Dk. Grn) 96 (Galv.) BR47 (Rust) For all finishes see pages 344-348.	Incandescent (Fixture is standard 100W. Do not specify.)	Incandescent (Fixture is standard 120V. Do not specify.)

↓ ↓ ↓ ↓ ↓ ↓

H-2030	-	91	/	CB7	-	91	/	100W/INC	-	1
--------	---	----	---	-----	---	----	---	----------	---	---

ORDER EXAMPLE

(USE THIS FORMAT TO PLACE ORDER)

Notes:

(1) For interior finish of fixture refer to chart on pages 344-348.

Suitable for damp location.
(Except when cord mounted)