



Job Name: _____
 Type: _____
 Quantity: _____

Item Number	Height (A)	Width (B)	Length (C)	Projection (D)
H-CGU-F2F	7"	4"	22"	-
H-LCGU-F2F	9"	5"	26"	-
H-CGU-W2B	22"	4"	-	7"
H-LCGU-W2B	26"	5"	-	9"
H-CGU-2VB	10"	4"	18"	6"
H-LCGU-2VB	12"	5"	21"	8"
H-WGU-W2B	22"	4"	-	7"
H-LWGU-W2B	26"	5"	-	9"
H-WGU-F2F	7"	4"	22"	-
H-LWGU-F2F	11"	5"	26"	-
H-WGU-2VB	10"	4"	18"	6"
H-LWGU-2VB	12"	5"	21"	8"

For Wall or
Flush Mount Only

Fixture No.	Fixture Color	Glass Color	Wattage/Lamp options	Ballast	Voltage
H-CGU-F2F ⁽¹⁾ H-LCGU-F2F ⁽¹⁾ H-CGU-W2B ⁽¹⁾ H-LCGU-W2B ⁽¹⁾ H-CGU-2VB ⁽¹⁾ H-LCGU-2VB ⁽¹⁾ H-WGU-W2B ⁽¹⁾ H-LWGU-W2B ⁽¹⁾ H-WGU-F2F ⁽¹⁾ H-LWGU-F2F ⁽¹⁾ H-WGU-2VB ⁽¹⁾ H-LWGU-2VB ⁽¹⁾	Standard 91 (Black) 93 (White) 95 (Dk. Gm) 96 (Galv.) BR47 (Rust) BK01, GN20. Upgraded Finishes 29, 66, 82, 90, 92, 94, 97, 99, 100, 103, 104, 105, 110, 112, 113, 114, 115, 117, 118, 119, 120, 127, 128, 129, 133, 134, 135, 136, 98, 101, 102, 137, 121, 122, 123, 124, 125, 126. For finish specs see pages 344-348.	CLR (Clear) RIB (Clear Ribbed) FR (Frost) RD (Red) BL (Blue) GRN (Green) AM (Amber) AMC (Amber Crackle)	Incandescent ⁽¹⁾ (Fixture is standard 2-100W or 2-200W. Do not specify.) CFL (Compact Fluorescent) 2-13/CFL 2-18/CFL 2-26/32/42/CFL 2-26/CFL 2-32/CFL 2-42/CFL 2-57/CFL DMB (Dimmable Ballast for CFL. Add to Part No.) HID (High Intensity Discharge) MH (Metal Halide) 2-35/MH 2-50/MH 2-70/MH 2-100/MH 2-150/MH 2-175/MH HPS (High Pressure Sodium) 2-50/HPS 2-70/HPS 2-100/HPS 2-150/HPS	Ballast option not available for INC For CFL only BCM ⁽²⁾ (Canopy Mount) For HID only RB ⁽²⁾ (Remote) For specs see pages 341-343.	Incandescent (Fixture is standard 120V. Do not specify.) CFL M (Multi 120/277V) HID RB and BCM M (Multi 120/208/ 240/277V)

H-CGU-W2B - 91 - CLR / 2-13/CFL - BCM - M

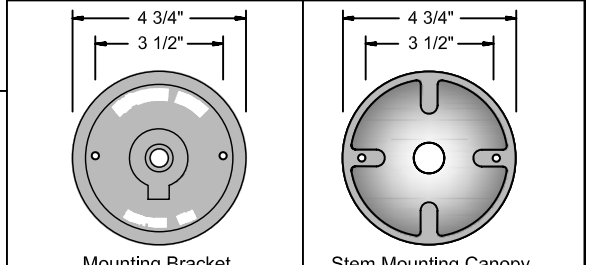
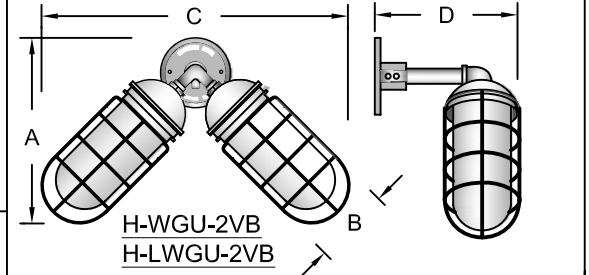
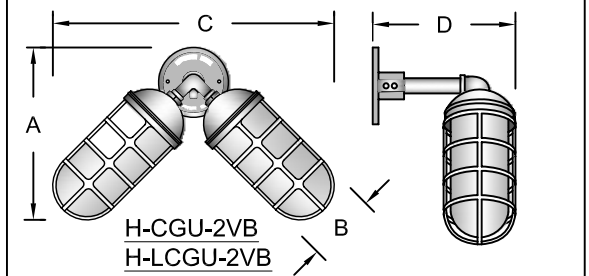
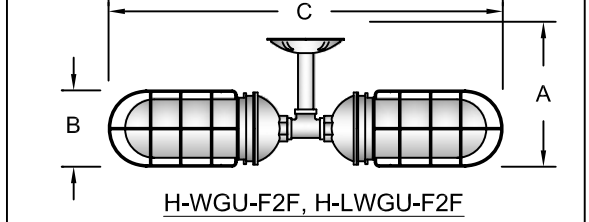
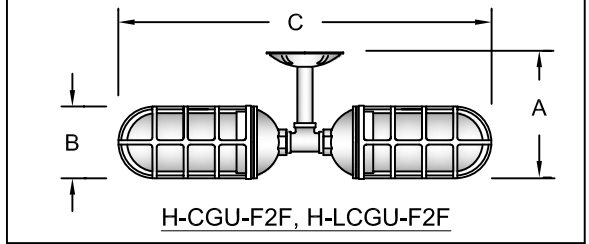
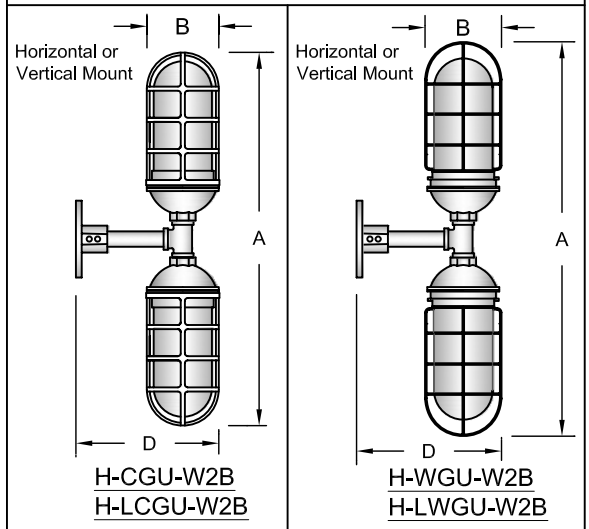
ORDER EXAMPLE
(USE THIS FORMAT TO PLACE ORDER)

Notes:

- (1) H-CGU-F2F, H-CGU-W2B, H-CGU-2VB, H-WGU-W2B, H-WGU-F2F and H-WGU-2VB available for 2-100W Max INC, 2-32W Max CFL and 2-100W Max HID. H-LCGU-F2F, H-LCGU-W2B, H-LCGU-2VB, H-LWGU-W2B, H-LWGU-F2F and H-LWGU-2VB available for 2-200W Max INC, 2-57W Max CFL and 2-175W Max HID.
- (2) (RB) Remote Ballast not available for Fluorescent Lamping. (BCM) Ballast Canopy Mount not available for HID Lamping.

Suitable for wet location.

**Boat Dock
Vapor Jar Collection**



Mounting Bracket
For: H-CGU-W2B, H-WGU-W2B, H-CGU-2VB, H-WGU-2VB, H-LCGU-W2B, H-LWGU-W2B, H-LCGU-2VB, H-LWGU-2VB.

Stem Mounting Canopy
For: H-CGU-F2F, H-WGU-F2F, H-LCGU-F2F, H-LWGU-F2F