

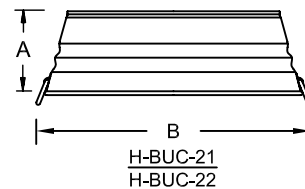
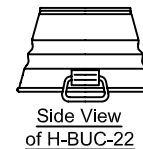
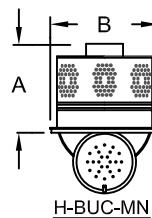
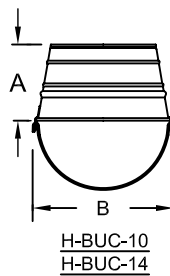


Job Name: \_\_\_\_\_  
 Type: \_\_\_\_\_  
 Quantity: \_\_\_\_\_

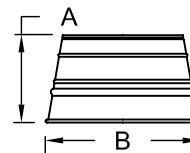
Item Number	Height (A)	Width (B)	Projection (C)
H-BUC-10	9"	10"	—
H-BUC-14	8"	14"	—
H-BUC-21	10"	21"	—
H-BUC-22	7"	22"x13"	—
H-BUC-MN	9"	10"	—
H-BUC-10-HB	10"	11 1/2"	5-3/4"
H-BUC-14-HB	14"	16"	6"

**Custom Logo Imprinting Available for the Buckets**

**Bucket Collection**



Fixture No.	Fixture Color	Mounting	Mounting Color	Optional Accessories	Accessory Color	Wattage/Lamp options	Ballast	Voltage
H-BUC-10 <sup>(1)(7)</sup> H-BUC-14 <sup>(1)(7)</sup> H-BUC-21 <sup>(1)(7)</sup> H-BUC-22 <sup>(1)(7)</sup> H-BUC-MN <sup>(1)(7)</sup>	Standard (2) <b>91</b> (Black) <b>93</b> (White) <b>95</b> (Dk. Grn) <b>96</b> (Galv.) <b>BR47</b> (Rust) <b>BK01, GN20.</b>	Mounting Options <b>1/2"</b> <b>3/4"</b>  Chain Options <b>D</b> (3' Chain and 7' Wire)  Custom Chain Options <b>D</b> Specify chain and wire length.  Cord Options <sup>(3)</sup> <b>CB8</b> (8' Blk Cord) <b>CW8</b> (8' Wht Cord) <b>CG8</b> (8' Gray Mesh Cord)  Custom Cord Options <sup>(3)</sup> <b>CB</b> (Black) <b>CW</b> (White) <b>CG</b> (Gray Mesh) Specify length.  Stem Options (Stem 1/2") <b>ST</b> Specify length and canopy. <b>HSC</b> (Canopy) <b>SMC</b> (Canopy)  Flush Mount Options <b>FHSC</b> <b>FSMC</b>  Arm Options <b>B-1</b> <b>HL-K</b> <b>HL-A</b> <b>HL-U</b> <b>HL-H</b> <b>P-1</b> <b>HL-C</b> <b>P-3</b> <b>HL-D</b>  For all arms and specs see pages 321-344.	Standard <b>91</b> (Black) <b>93</b> (White) <b>95</b> (Dk. Grn) <b>96</b> (Galv.) <b>BR47</b> (Rust)	<b>CGU</b> (Cast guard & glass) <b>LCGU</b> (Large cast guard & glass) <b>WGU</b> (Wire guard & glass) <b>LWGU</b> (Large wire guard & glass) <b>ARN</b> (Acorn globe) <b>LARN</b> (Large acorn globe) <b>WGR</b> (Wire guard) <b>SK</b> (Swivel knuckle) <b>FX</b> (Flexible tubing for cord mounted fixture only)  For specs and glass color see pages 321-344.	Standard <b>91</b> (Black) <b>93</b> (White) <b>95</b> (Dk. Grn) <b>96</b> (Galv.) <b>BR47</b> (Rust)	Incandescent (Fixture is standard 100W or 200W. Do not specify.)  CFL <sup>(4)</sup> (Compact Fluorescent) <b>13/CFL</b> <b>18/CFL</b> <b>26/32/42/CFL</b> <b>26/CFL</b> <b>32/CFL</b> <b>42/CFL</b> <b>57/CFL</b>  <b>DMB</b> (Dimmable Ballast for CFL. Add to Part No.)  HID <sup>(4)</sup> (High Intensity Discharge)  MH <sup>(4)</sup> (Metal Halide) <b>35/MH</b> <b>50/MH</b> <b>70/MH</b> <b>100/MH</b> <b>150/MH</b> <b>175/MH</b>  HPS <sup>(4)</sup> (High Pressure Sodium) <b>50/HPS</b> <b>70/HPS</b> <b>100/HPS</b> <b>150/HPS</b>	Ballast option not available for INC.  <b>RB</b> <sup>(5)</sup> (Remote)  <b>BCM</b> (Canopy Mount)  <b>PLB</b> <sup>(6)</sup> (Postline)  For specs see pages 341-343.	Incandescent (Fixture is standard 120V. Do not specify.)  CFL <b>M</b> (Multi 120/277V)  HID RB and BCM <b>M</b> (Multi 120/208/240/277V)  PLB <b>1</b> (120V) <b>2</b> (277V)
H-BUC-10-HB <sup>(1)(7)</sup> H-BUC-14-HB <sup>(1)(7)</sup>								



**H-BUC-10-HB**  
**H-BUC-14-HB**

H-BUC-10 - 91 / 1/2" - 91 / CGU-CLR - 91 / 13/CFL - BCM - M

**ORDER EXAMPLE**  
(USE THIS FORMAT TO PLACE ORDER)

**Notes:**

- (1) H-BUC-10, H-BUC-14 and H-BUC-22 available for 100W Max INC, 32W Max CFL and 100W Max HID. H-BUC-21 available for 200W Max INC, 57W Max CFL and 175W Max HID. H-BUC-MN available for 100W Max INC, 26W Max CFL and 100W Max HID. H-BUC-10-HB and H-BUC-14-HB available for 60W Max INC and 32W Max CFL.
- (2) For interior finish of fixture refer to color chart on pages 344-348.
- (3) Cord Mounting wattage not to exceed 100 for HID. Gray Mesh Cord not available for HID.
- (4) Requires Globe Option. (See pages 339-341 for Globe Options) Max Wattages for CGU and WGU are 100W INC, 32W CFL and 100W HID. Max Wattages for LWGU, LCGU, ARN and LARN are 200W INC, 57W CFL and 175W HID.
- (5) (RB) Remote Ballast not available for Fluorescent Lamping.
- (6) (PLB) Post Line Ballast must specify 120V or 277V. (PLB) 50W MH requires a 3" dia. pole. (PLB) 70W and 100W MH require a 4" dia. pole. (PLB) 50W, 70W, 100W and 150W HPS require a 3" dia. pole.
- (7) H-BUC-10, H-BUC-14, H-BUC-21, H-BUC-22 and H-BUC-MN are suitable for wet location except when cord-mounted. H-BUC-10-HB and H-BUC-14-HB are suitable for dry location only.